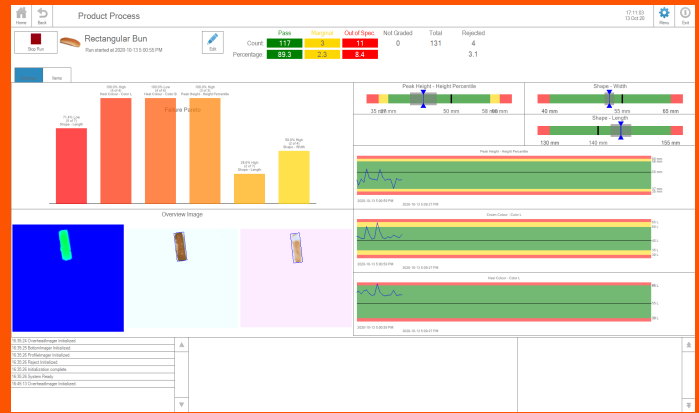


Montrose Inspection Software

Measurement and Analysis of Food Products



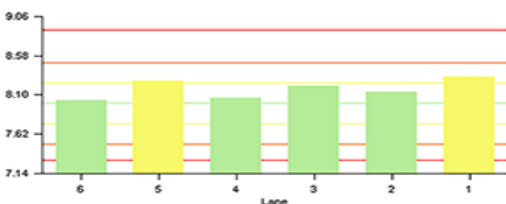
Intuitive User Interface

The Inspection Software is a comprehensive suite of measurement, analysis, reporting and archiving functions, designed to meet the needs of plant floor operators as well as plant managers.

On the plant floor, the software displays shape, size, dimensional, color and external data in a variety of graphical and numerical formats. Operators have fast and easy access to current results, trend graphs, and alarm conditions. More detailed information such as reject counts by result type, histograms and measurement statistics are also available.

Configuration of the software is simple and flexible. Measured results, system alarms, result names, and control limits are all customizable on a product-by-product basis. Other parameters such as automatic rejection and archiving methods can also be configured differently for different products.

The software supports both the Montrose and legacy Dipix vision inspection systems. External data such as weights and moistures can also be obtained and incorporated directly into the software, and are then automatically displayed and archived along with the shape/size/color data.



Key Benefits:

- Simple operator interface (touchscreen driven)
- Results in numerical, graphical and statistical format
- Built-in SPC module, including histograms and trend charts
- Full data storage for averaged and individual object measurements
- Interfaces to external devices such as weigh scales, moisture sensors and pH meters
- Can export raw data to other software (SPC, ERP)
- Performs over 100 analyses including:
 - Min/Max/Mean Diameters
 - Min/Max/Mean Heights
 - Length and Width
 - Surface Area and Width
 - True Top and Bottom Color
 - Toppings Color and Coverage
 - Blob Analysis
- Supports unlimited lines and products
- Simple to setup, calibrate and operate
- Analyzes and records data by SKU and Lane



Vision in baking since 1998.

Software Features

The standard inspection software package includes:

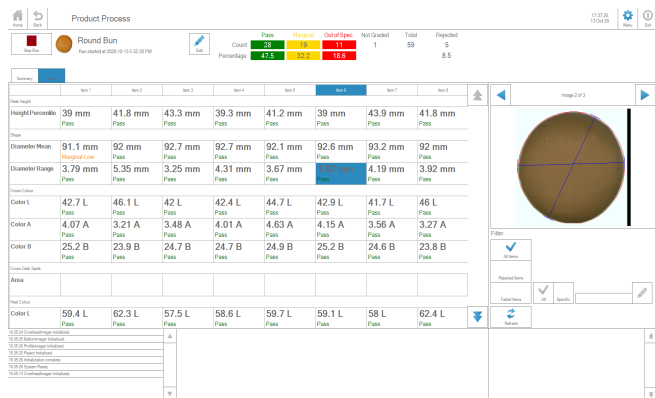
- Completely configurable analysis methods for an unlimited number of products
- Flexible data archiving format (allows user to configure drive location, archive days, backup files etc.)
- ODBC compliant database structure allows data to be accessed by other software such as ERP systems and SPC packages
- Unique result calculator allows customized analysis methods to be created (e.g. use volume and weight to calculate density)
- Windows operating system ensures compatibility with existing plant networks, printer and other systems

Histogram Section

Displays the distribution of all measured results for current run

Highlights bin columns according to their category (e.g. green for Target, red for Reject)

Indicates the number of Results outside of the displayed range



Software Main Section

Run Counts

Displays the number and % of each quality category (Target, InSpec, Marginal, Reject)

Run Summary

Displays the current run information (Product, Line, Start Time)

Alarm Status

Indicates whether a system alarm is active

Results Table

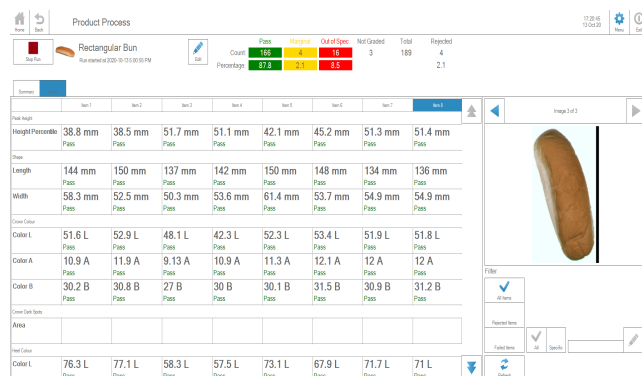
Lists all active Result Names and gives Target Values and Measured Values

Result Gages

Displays Result values graphically; also shows Result variability (width of indicator), and Upper/Lower Control Limits

Operator Comment

Allows users to enter predefined or free-form comments



Trend Graph Section

Displays the historical data for the selected Result, with superimposed Control Limits

Allows user to define the time scale of the graphs

Additional Sections

Statistics, Image/Profile, Alarm and External Devices